

Mining Engagement by Region and Site Status

As of April 2026



MINING ENGAGEMENT

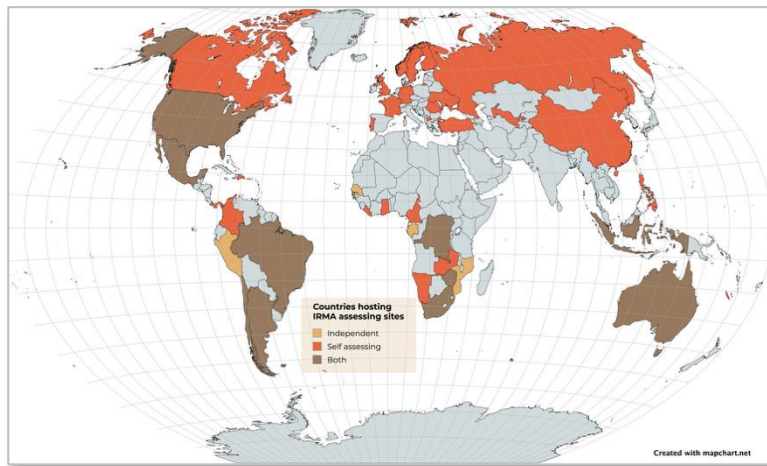
Mining Sector Engagement In the IRMA System

As of April 2026, 112 companies have been engaged in the IRMA assessment system in 39 countries

136 Sites 112 Companies



Overall engagement in the IRMA process



28 Sites 17 Companies



Third-Party Audit System Engagement

- | | |
|-------------|---------------|
| Argentina | Mozambique |
| Australia | Peru |
| Brazil | Senegal |
| Chile | South Africa |
| Congo, D.R. | United States |
| Indonesia | Zimbabwe |
| Mexico | |

16 Sites



Published Audits

- Argentina
- Brazil
- Chile
- Mexico
- Mozambique
- Senegal
- South Africa
- Zimbabwe

Mining Sector Engagement In IRMA

As of April 2026

112 companies and 136 sites have been engaged in the IRMA system:

- **78 sites are self-assessing against the IRMA Standard**, the first step before independent audit
- **30 sites are piloting** the draft exploration or mineral processing standard self-assessments
- **28 sites owned by 17 different companies have been engaged in the independent assessment system:** Audit reports for 16 sites have been published.

Countries

1. Argentina
2. Australia
3. Brazil
4. Cameroon
5. Canada
6. Chile
7. China
8. Colombia
9. Dominican Rep.
10. DRC
11. Finland
12. France
13. Gabon
14. Germany
15. Ghana
16. Indonesia
17. Liberia
18. Mexico
19. Mozambique
20. Namibia
21. New Caledonia
22. North Macedonia
23. Norway
24. Panama
25. Peru
26. Philippines
27. Portugal
28. Romania
29. Russia
30. Senegal
31. South Africa
32. Sweden
33. Türkiye
34. Ukraine
35. United Kingdom
36. United States
37. Uzbekistan
38. Zambia
39. Zimbabwe

Minerals

1. Aggregates
2. Barite
3. Bauxite
4. Chromite/Chromium
5. Coal (metallurgical)
6. Cobalt
7. Copper
8. Diamonds
9. Feldspar
10. Gold
11. Graphite
12. Iridium
13. Iron
14. Kyanite
15. Lead
16. Limestone
17. Lithium
18. Magnesium
19. Manganese
20. Mica
21. Mineral sands
22. Molybdenum
23. Nickel
24. Osmium
25. Palladium
26. Platinum
27. Potash
28. Quartz
29. Rare earth elements
30. Rhodium
31. Rubies
32. Ruthenium
33. Sand
34. Selenium
35. Silver
36. Soda Ash
37. Staurolite
38. Sulphur
39. Tantalum
40. Talc
41. Tellurium
42. Titanium
43. Tourmaline
44. Vanadium
45. Xenotime
46. Zinc
47. Zircon

IRMA Mining Engagement by Global Production Percentage

For minerals for which IRMA-assessing mines produce 5% or more of global production

2025 Production Data (latest available on an annual basis)

2026 Data Forecast by Generative AI



IRMA System Global Market Production Coverage: How to Understand the Data



Percentage: This number represents the percentage of annual global mined production of a mineral constituted by IRMA-assessing sites.

We present data for two separate years: 2025 and 2026.

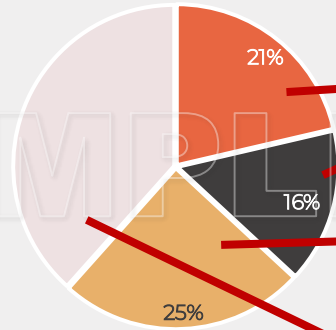
Sourcing: 2025 production data for is drawn from company annual reports of IRMA-assessing sites and the USGS.

2026 production data was forecast by IRMA-customized generative AI that surveyed expert analysts and other credible forecasts.

Sample data only

45%


global production coverage



These two represent the % of global production of mines that have been third-party **audited** to IRMA (■) or are **in the process** of being audited (■).

This (■) represents the % of global production of mines that are currently undertaking IRMA **Self-Assessment**.

This (□) represents the % of global mined production *outside* the IRMA system. It generally excludes artisanal production.



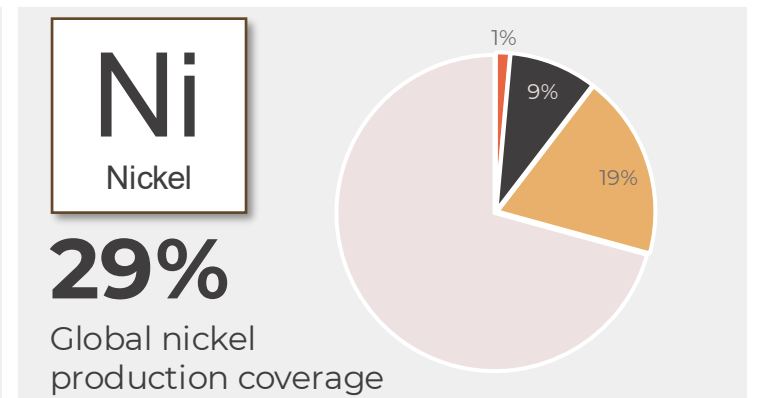
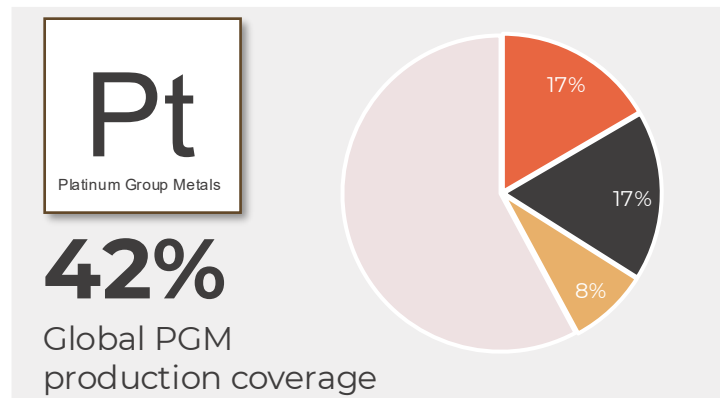
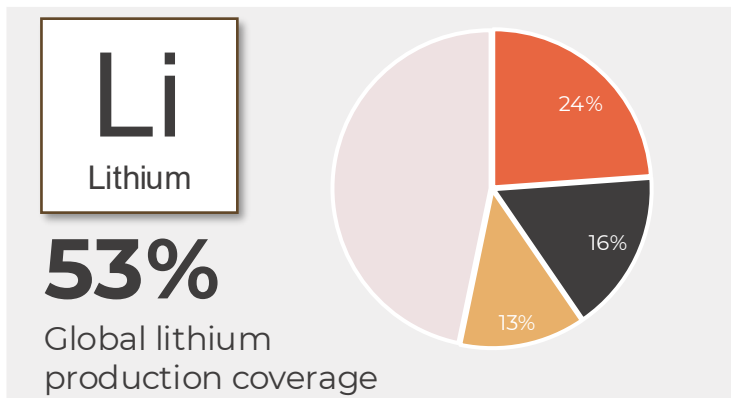
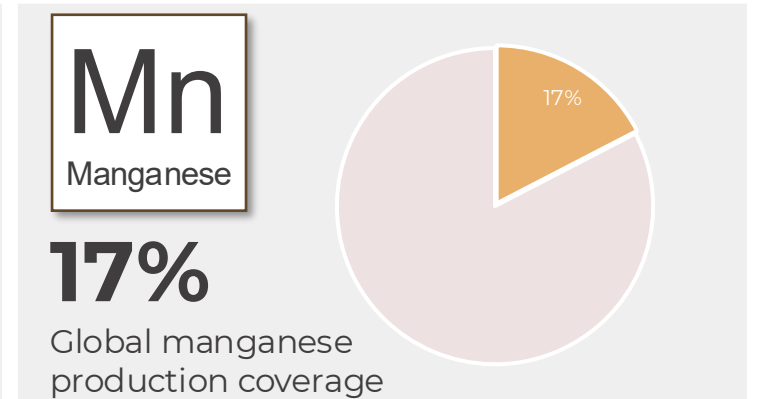
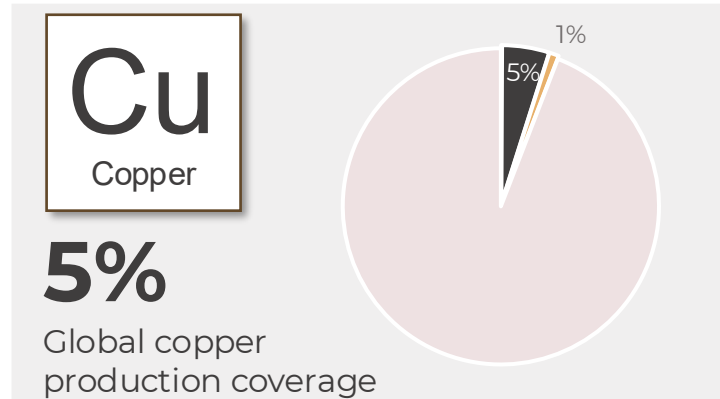
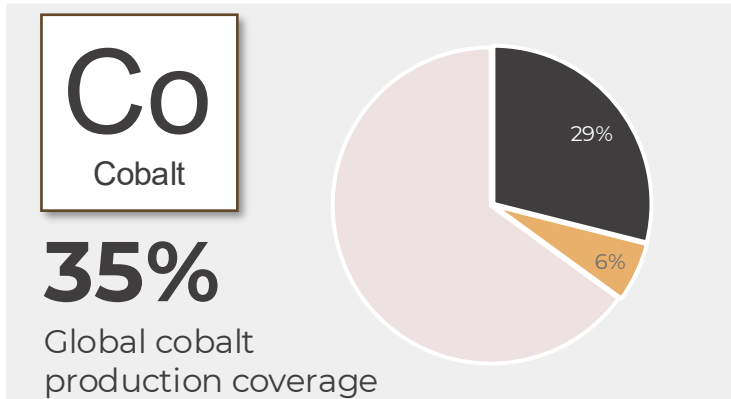
Details about forecast data methodology are available upon request. Forecasts are generated by a Gemini Deep Research project and marked by an



Mining Sector Engagement Production by IRMA Assessing Sites Materials Market Coverage

2025 site production reported by companies, global total reported by USGS

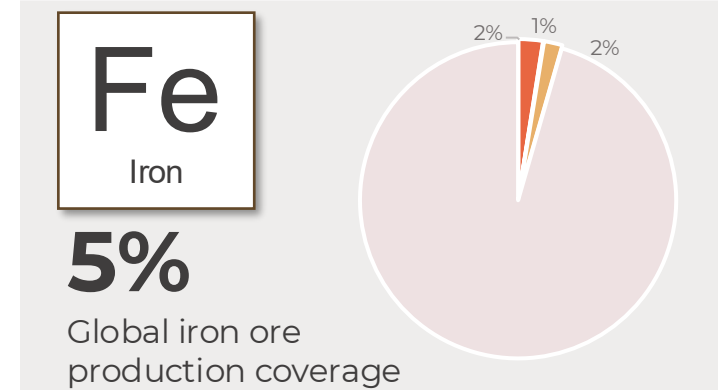
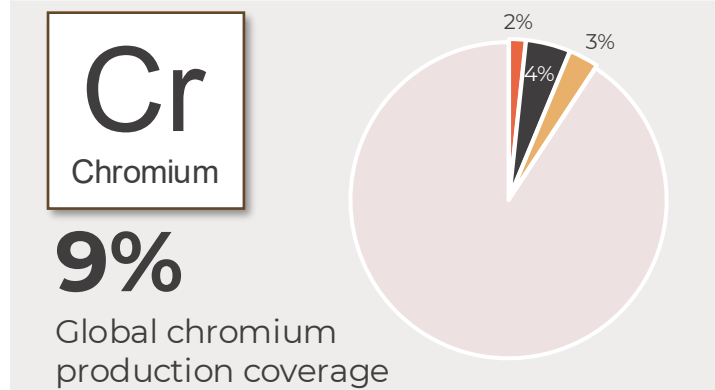
■ Audit published
 ■ Audit pending
 ■ Self Assessment



Mining Sector Engagement Production by IRMA Assessing Sites Materials Market Coverage

2025 site production reported by companies, global total reported by USGS

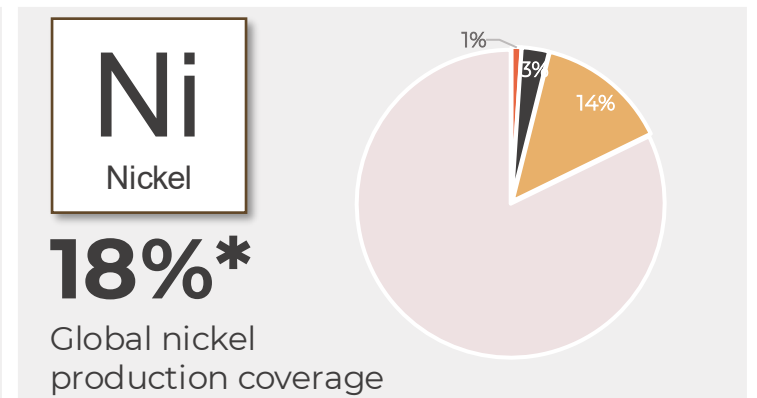
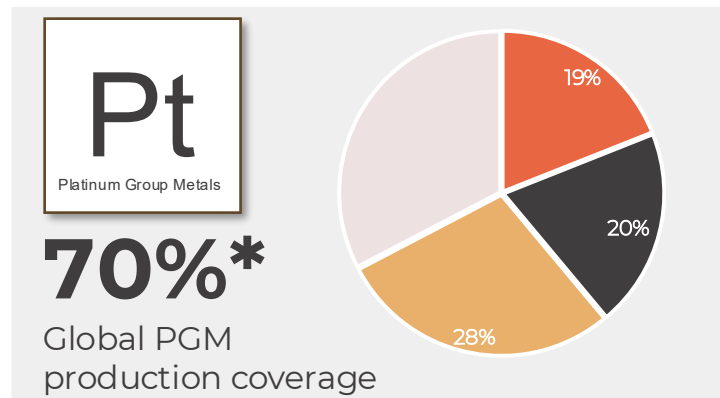
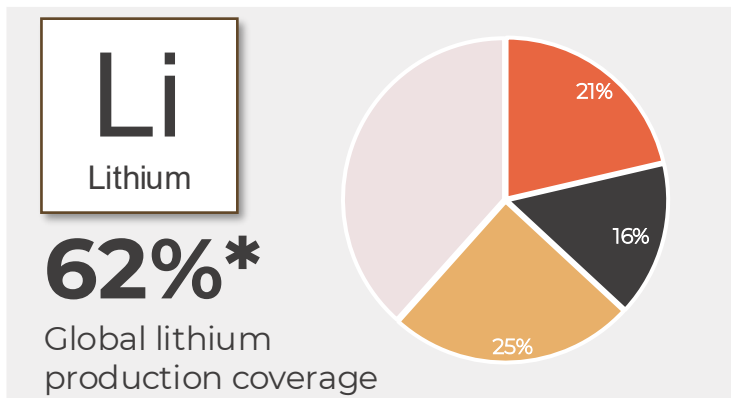
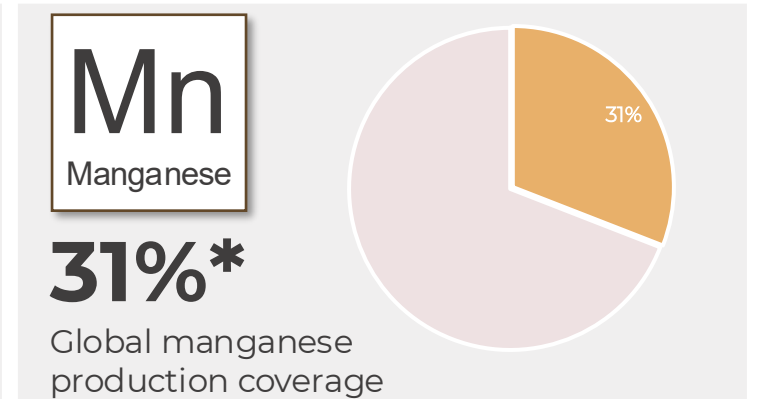
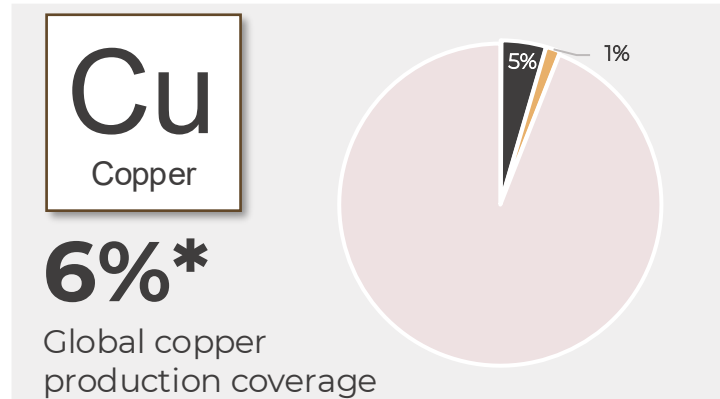
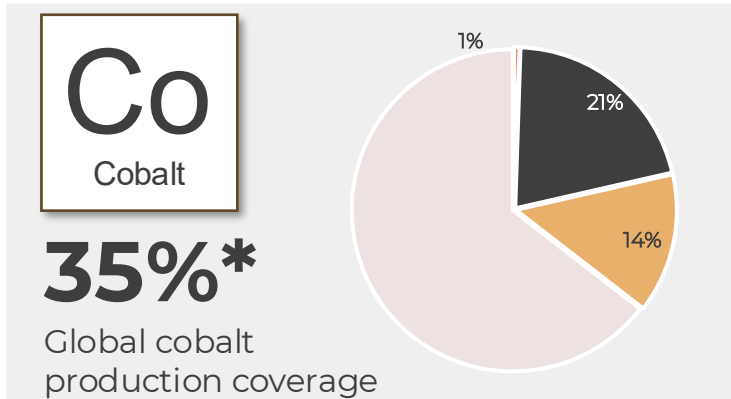
■ Audit published ■ Audit pending ■ Self Assessment



Mining Sector Engagement Forecast Production by IRMA Assessing Sites Materials Market Coverage

2026 production forecast*

■ Audit published
 ■ Audit pending
 ■ Self Assessment



Mining Sector Engagement Production by IRMA Assessing Sites Materials Market Coverage

2026 production forecast*

■ Audit published ■ Audit pending ■ Self Assessment

